

Copy.com

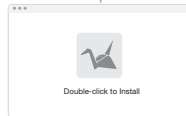
Copy Drive UX v1

PREPARED BY ETHAN KIM • LAST UPDATED ON DECEMBER 4, 2014

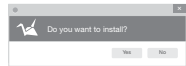
UX Division

1.1 Install

Customer downloads and installs Copy Drive on different platforms Mac, Windows, Linux).

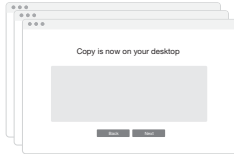


Or



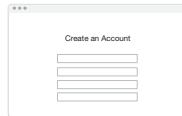
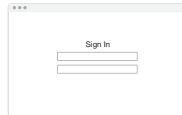
2.1 Guide

Customer sees feature highlights before using Copy Drive.



3.1 Account


Customer signs in or creates a Copy account.




4.1 Copy Drive on Desktop

Customer uses Copy Drive on Desktop. There are three components: "System Tray," "Notification," and "Preferences."

System Tray



Notifications



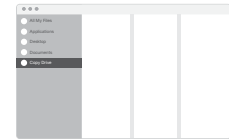
Preferences



5.1 Virtual Drive

Customer accesses the virtual drive on Finder (Explorer).

Finder

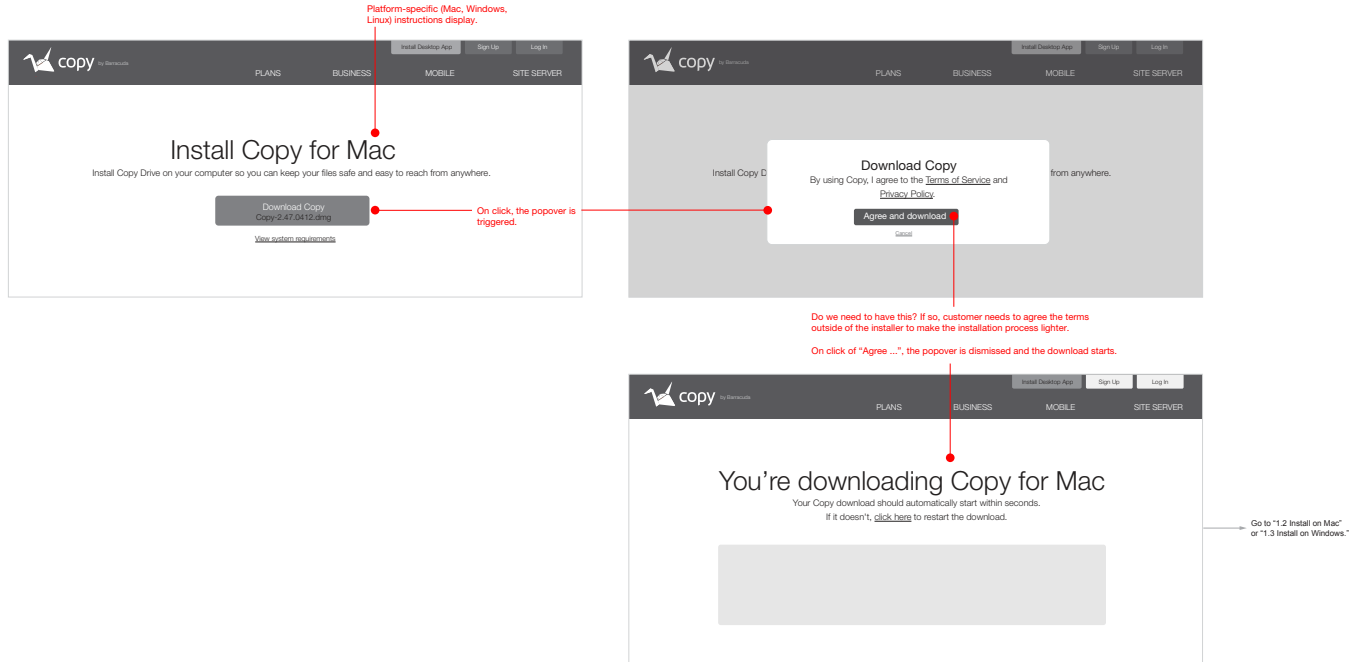


Contextual Menus



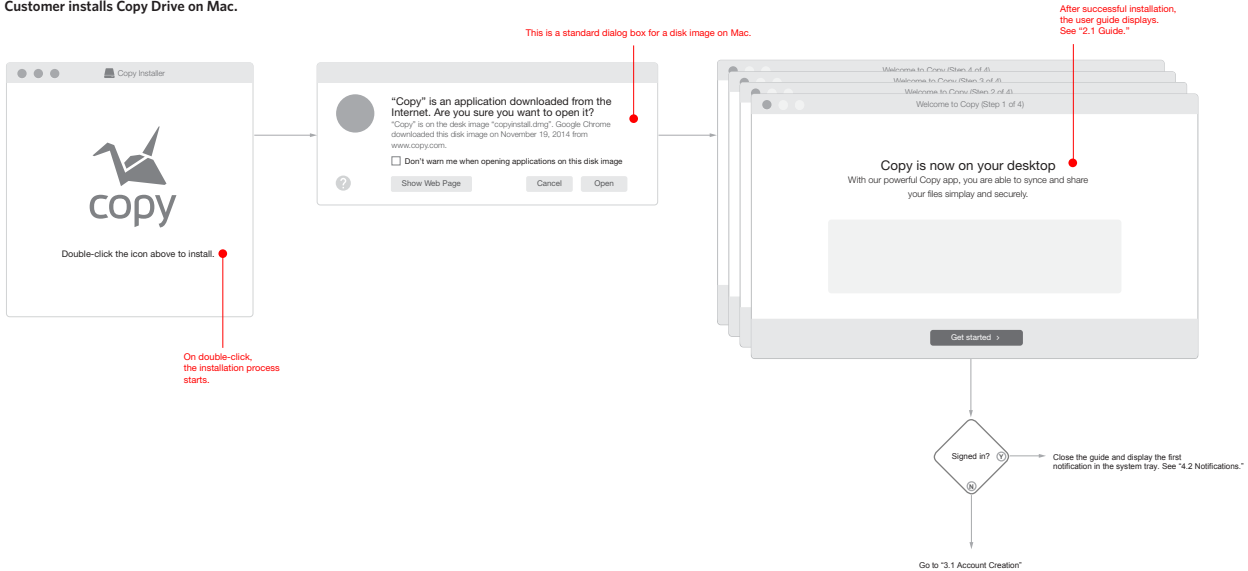
1.1 Download

Customer downloads to install Copy Drive on Desktop.
The download is from the Copy.com website.



1.2 Install on Mac

Customer installs Copy Drive on Mac.



1.3 Install on Windows

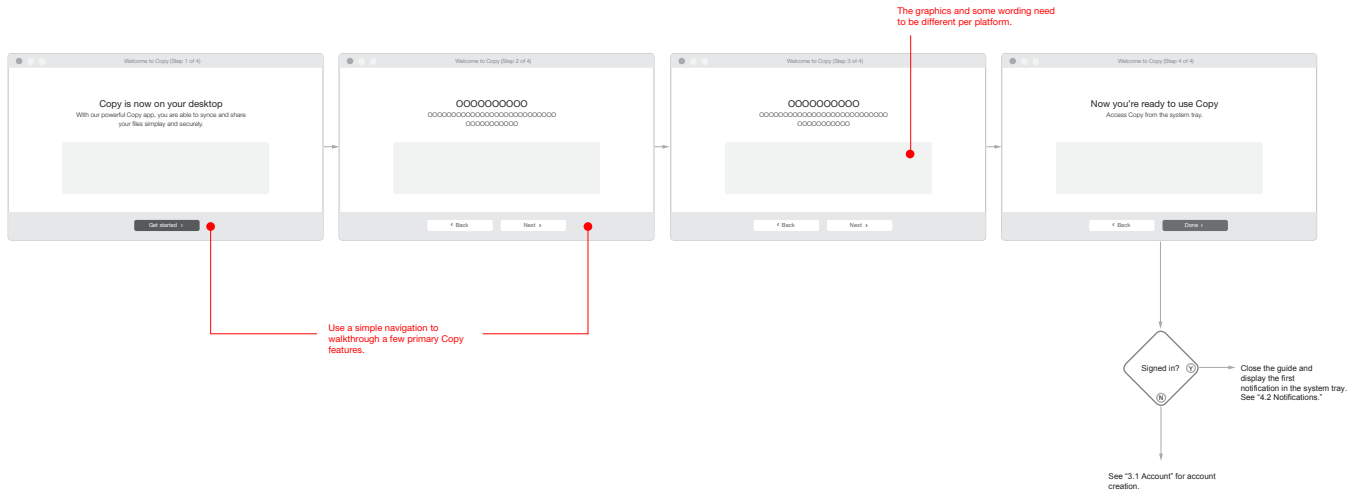
Customer installs Copy Drive on Windows.



2.1 Guide

The guide displays Copy highlights to customer.

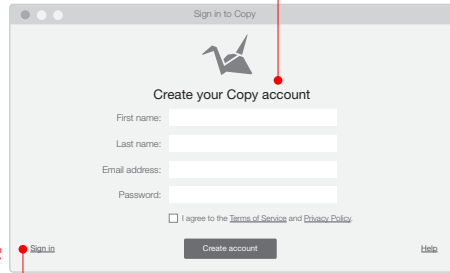
3 or 4 primary features are shown before customer starts using Copy Drive on desktop.



3.1 Account

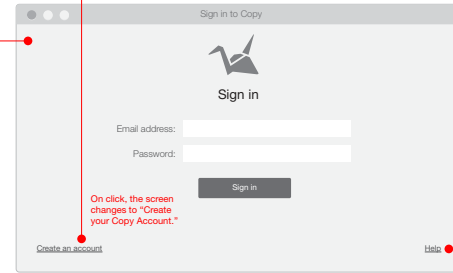
Most customers don't have to see these screen at all since they are most likely already signed in.

Customer creates a Copy account.



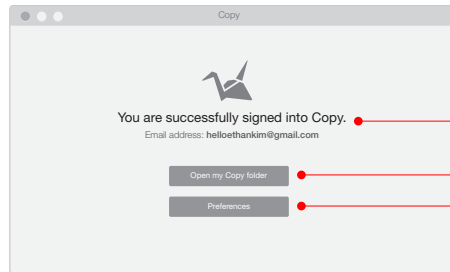
On click, the screen changes to "Sign in."

Customer signs into a Copy account.



On click, the screen changes to "Create your Copy Account."

Opens Copy.com on the browser.



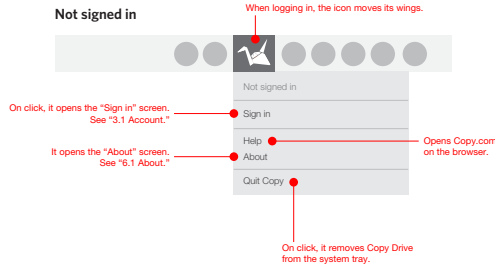
On successful sign-in or account creation, this message displays. Customer don't see this message if they are already signed in on the website. When this happens, the first notification happens in the system tray area. See "4.2 Notifications."

Opens "Finder (Explorer)" and display Copy's virtual drive. See "5.1 Virtual Drive."

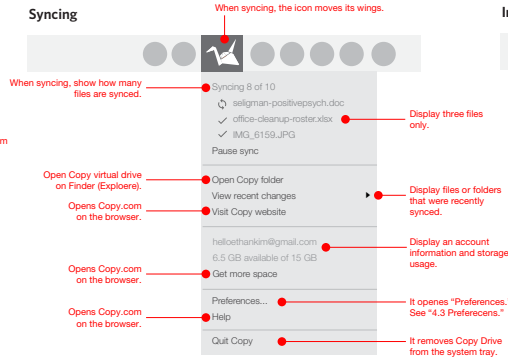
Opens "Preferences" of Copy Drive. See "4.3 Preferences."

4.1 System Tray

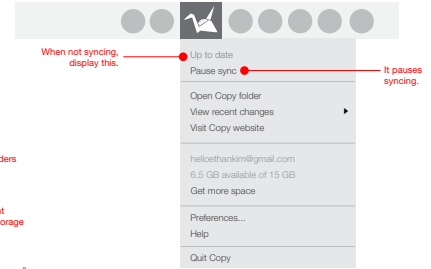
Not signed in



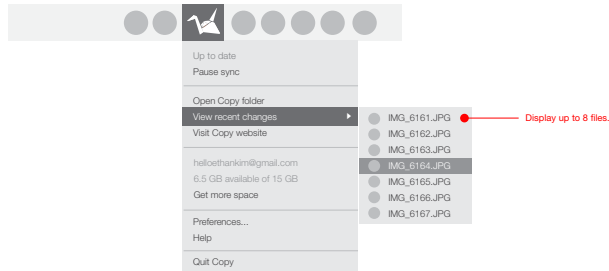
Syncing



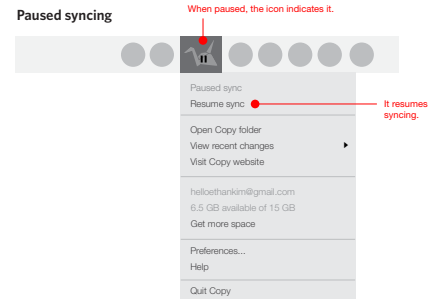
Inactive



View recent synced files

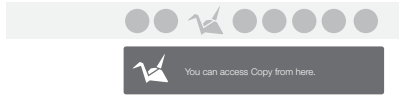


Paused syncing



4.2 Notifications

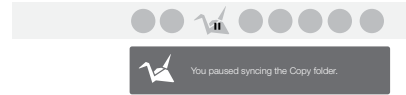
Just installed



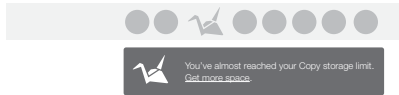
Create a link for share




Paused




The storage limit is reached



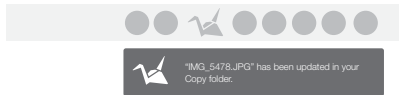
An item is added



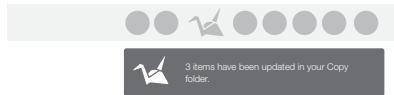
Multiple items are added



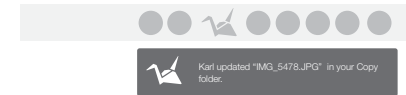
A file is updated



Multiple items are updated



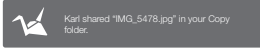
A file is updated by others



Copy.com

4.2 Notifications (continued)

Items are shared

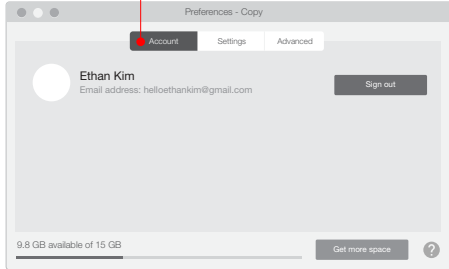


4.3 Preferences

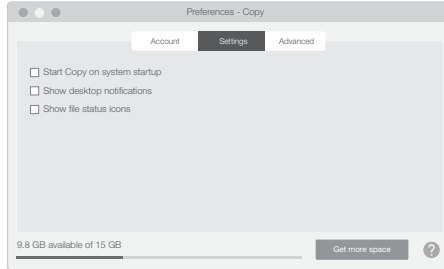
Account

We don't have to keep "interface" if it is only for Windows.
Also we don't have to keep the icons.

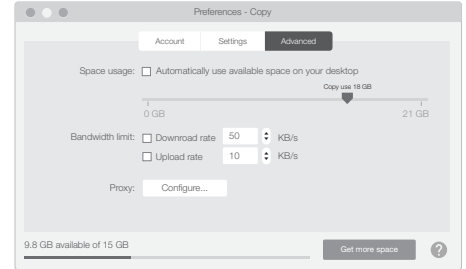
Single account



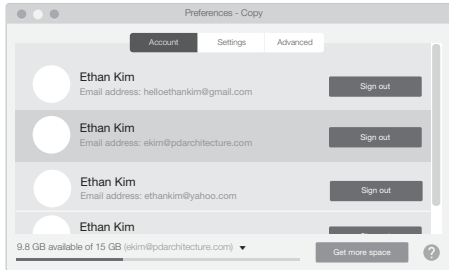
Settings



Account




Multiple accounts



Copy.com

5.1 Virtual Drive

...



Copy.com

6.1 About

...

