

CudaDrive.com

Active Directory UX v1

PREPARED BY ETHAN KIM • LAST UPDATED ON OCTOBER 19, 2015

Groups

Add the "DRV" icon only when AD is being used. See page 7 for details.

Add "Active Directory" and rearrange the menu order as shown here.

The screenshot shows the CudaDrive Groups page. On the left is a sidebar menu with items: Home (248.5 GB of 1 TB used), Shared (181 files), Favorites (65 files), Deleted (13 files), Site Server (1 server), Settings, All files (1,247 files), Groups (1 group), Users (1 user), Active Directory (0 host), and Account. The main area has a header with '+ ADD GROUP' and a search bar. Below is a table with columns: Name, Source, Users, and Created. A group named 'Everyone' is listed with Source 'CudaDrive', 1 user, and created on 2015-11-05.

Add "Source": "CudaDrive" or a host name.

Add "Users" and indicate how many users are for each group. And indicate when a group was created.

This shows all users of each group.

This launches the "Add group" popover and the menu should be selected.

This screenshot shows the same CudaDrive Groups page, but with an 'Add group' popover open. The popover has a title 'Add group', a 'Group name' input field, a checkbox for 'Sync groups with Active Directory (AD)', and 'CANCEL' and 'ADD' buttons. A red dot points to the 'ADD GROUP' button in the header, and another points to the 'ADD' button in the popover.

When the cursor is targeted on the line, "Group name" moves up as shown.

A close-up of the 'Add group' popover, showing the 'Group name' input field with the text 'Engineering-team' entered. A red dot points to the text input area.

It links to the "Active Directory" page.

It closes the popover.

Group Added

A group is added.

The screenshot shows the CudaDrive interface with a sidebar on the left and a main content area. The sidebar contains navigation items: Home (248.5 GB of 1 TB used), Shared (181 files), Favorites (65 files), Deleted (13 files), Site Server (1 server), Settings, All files (1,247 files), Groups (2 groups), Users (1 user), Active Directory (0 host), and Account. The main content area shows a 'Groups' table with columns for Name, Source, Users, and Created. Two groups are listed: 'Engineering-team' and 'Everyone', both from 'CudaDrive'. A red line connects the 'Engineering-team' group in the table to the 'Groups' menu item in the sidebar.

Name	Source	Users	Created
Engineering-team	CudaDrive	0	2015-11-05
Everyone	CudaDrive	1	2015-11-05

Add User

DRV CudaDrive + ADD USER

Home 248.5 GB of 1 TB used Upgrade

Groups

- Engineering-team 0
- Everyone 1

Engineering-team

This group is empty.

ADD USER

On click, it opens the "Add user" popover.

DRV CudaDrive + ADD USER

Home 248.5 GB of 1 TB used Upgrade

Groups

- Engineering-team 0
- Everyone 1

Engineering-team

Active Directory 0 host

Account

ADD USER

Use the auto-fill. After one email entry, the text changes to "Add more people."

Use the auto-fill. After one email entry, the text changes to "Add more people."

On click, it dismisses a chosen email.

It links to "Active Directory."

User Added

The screenshot displays the CudaDrive user management interface. On the left, a sidebar shows navigation options: Home (248.5 GB of 1 TB used), Shared (181 files), Favorites (65 files), Deleted (13 files), Site Server (1 server), Settings, All files (1,247 files), Groups (2 groups), Users (3 user), Active Directory (0 host), and Account. The main content area is divided into two sections: 'Groups' and 'Engineering-team'. The 'Groups' section shows a table with columns for Name and Users. The 'Engineering-team' group is selected, showing a table with columns for Name, Email, and Role. Two users are listed: Cyrus Farudi (cfarudi@nfc.om, Member) and Daniel Bergey (dbergey@nfc.om, Member). Red annotations highlight the 'Users' count in the sidebar and the 'Role' column in the table.

Name	Users
Engineering-team	2
Everyone	3

Name	Email	Role
Cyrus Farudi	cfarudi@nfc.om	Member
Daniel Bergey	dbergey@nfc.om	Member

When users are added, it updates the numbers.

Other than "Administrator," all should be "Member."

Active Directory

If AD is not connected yet, nothing is listed.
On click of the button, it links to BCC.

The screenshot displays the CudaDrive interface for Active Directory (AD). The top navigation bar includes the CudaDrive logo, a link to 'ADD CONNECTION at Barracuda Cloud Control', a search icon, a notification bell, and a user profile for 'Hello, Ethan'. The left sidebar contains navigation items: Home (248.5 GB of 1 TB used), Shared (181 files), Favorites (65 files), Deleted (13 files), Site Server (1 server), Settings, All files (1,247 files), Groups (2 groups), Users (3 users), Active Directory (0 host), and Account. The main content area is titled 'Active Directory (AD)' and features a table with columns for 'Host name', 'Status', 'Users', 'Groups', and 'Created'. The table is currently empty, with a message stating 'You don't have any connection with Active Directory (AD) yet.' and a prominent 'ADD CONNECTION' button. A red line connects the 'Active Directory' item in the sidebar to the 'ADD CONNECTION' button.

Connection Status

When there are added ADs, change the wording as shown.
On click, it links to BCC.

Depending on the connection status, display two messages: "Connected" or "Not connected."

Home		Active Directory (AD)				Users			Groups		Created
248.5 GB of 1 TB used Upgrade		Host name	Status								
Shared	181 files	ad.nfa.net	#009966 Connected			48	5			2015-11-05	
Favorites	65 files	qa.nfa.net	#FF0000 Not connected			-	-			2015-11-05	
Deleted	13 files	vmlab.nfa.net	Not connected			-	-			2015-11-05	
Site Server	1 server	zza.nfa.net	Connected			2	1			2015-11-05	
Settings											
All files	1,247 files										
Groups	2 groups										
Users	51 users										
Active Directory	2 hosts										
Account											

Mixed Groups

When groups are mixed, display two different icons to differentiate CudaDrive from AD. Use the icons only when AD is being used. See page 1 for comparison.

Display the filters only when AD is being used.

The screenshot shows the CudaDrive interface with the 'Groups' tab selected. The 'All' filter is active. A table lists groups with columns for Name, Source, Users, and Created. The groups are: Development (ad.nfa.net), Engineering-team (CudaDrive), Everyone (CudaDrive), nfa-ref (zza.nfa.net), Product-Marketing (ad.nfa.net), QA (ad.nfa.net), and Support (ad.nfa.net). A red dot points to the 'ADD GROUP' button.

Name	Source	Users	Created
Development	ad.nfa.net	15	2015-11-05
Engineering-team	CudaDrive	1	2015-11-05
Everyone	CudaDrive	1	2015-11-05
nfa-ref	zza.nfa.net	2	2015-11-05
Product-Marketing	ad.nfa.net	16	2015-11-05
QA	ad.nfa.net	15	2015-11-05
Support	ad.nfa.net	5	2015-11-05

On click, filter by the criteria as on the button.

The screenshot shows the CudaDrive interface with the 'Groups' tab selected. The 'Active Directory' filter is active. The table now only shows the 'Support' group. A red dot points to the 'Active Directory' filter button.

Name	Source	Users	Created
Support	ad.nfa.net	5	2015-11-05

No check boxes for AD groups. The check box is only for CudaDrive groups.

Mixed Users

When users are mixed, display the filters.

The screenshot shows the CudaDrive user management interface. At the top, there's a navigation bar with the CudaDrive logo, an 'ADD USER' button, and a user profile for 'Hello, Ethan'. Below this is a sidebar with navigation options like Home, Shared, Favorites, Deleted, Site Server, Settings, All files, Groups, Users, Active Directory, and Account. The main content area is titled 'Users' and has three filter buttons: 'All', 'CudaDrive', and 'Active Directory'. The 'All' button is selected. Below the filters is a table of users with columns for Name, Source, Email, Role, and a date. The table lists 11 users, including Alex Kinnee, Alon Yaffe, Ben Paxton, Camille Kapoor, Cyrus Farudi, Daniel Bergey, Daniel Kaspo, Eric Olson, Ethan Kim, and Ian Beals. A red dot points to the filter buttons.

Name	Source	Email	Role	Date
Alex Kinnee	ad.nfa.net	akinee@nfa.net	Member	2015-11-05
Alon Yaffe	ad.nfa.net	ayaffe@nfa.net	Member	2015-11-05
Ben Paxton	ad.nfa.net	bpaxton@nfa.net	Member	2015-11-05
Camille Kapoor	ad.nfa.net	ckappor@nfa.net	Member	2015-11-05
Cyrus Farudi	CudaDrive	cfarudi@nfa.net	Member	2015-11-05
Daniel Bergey	ad.nfa.net	dbergey@nfa.net	Member	2015-11-05
Daniel Kaspo	ad.nfa.net	dkaspo@nfa.net	Member	2015-11-05
Eric Olson	ad.nfa.net	eolson@nfa.net	Member	2015-11-05
Ethan Kim	CudaDrive	ekim@nfa.net	Administrator	2015-11-05
Ian Beals	ad.nfa.net	ibeals@nfa.net	Member	2015-11-05

When users are mixed, display two different icons to differentiate CudaDrive from AD. Use the icons only when AD is being used.

No check boxes for AD users
The check box is only for CudaDrive users.

On click, filter by the criteria as on the button.

This screenshot is similar to the first one, but the 'Active Directory' filter button is selected. The table now shows only Active Directory users: Alex Kinnee, Alon Yaffe, Ben Paxton, Camille Kapoor, Daniel Kaspo, Eric Olson, Ian Beals, Jason Dictos, Jake Hash, and John Bruce. A red dot points to the 'Active Directory' button. Another red dot points to the 'Settings' button in the sidebar, with a note indicating that no check boxes are shown for AD users.

Name	Source	Email	Role	Date
Alex Kinnee	ad.nfa.net	akinee@nfa.net	Member	2015-11-05
Alon Yaffe	ad.nfa.net	ayaffe@nfa.net	Member	2015-11-05
Ben Paxton	ad.nfa.net	bpaxton@nfa.net	Member	2015-11-05
Camille Kapoor	ad.nfa.net	ckappor@nfa.net	Member	2015-11-05
Daniel Kaspo	ad.nfa.net	dkaspo@nfa.net	Member	2015-11-05
Eric Olson	ad.nfa.net	eolson@nfa.net	Member	2015-11-05
Ian Beals	ad.nfa.net	ibeals@nfa.net	Member	2015-11-05
Jason Dictos	ad.nfa.net	jdictos@nfa.net	Member	2015-11-05
Jake Hash	ad.nfa.net	jhash@nfa.net	Member	2015-11-05
John Bruce	ad.nfa.net	jbruce@nfa.net	Member	2015-11-05

User Details

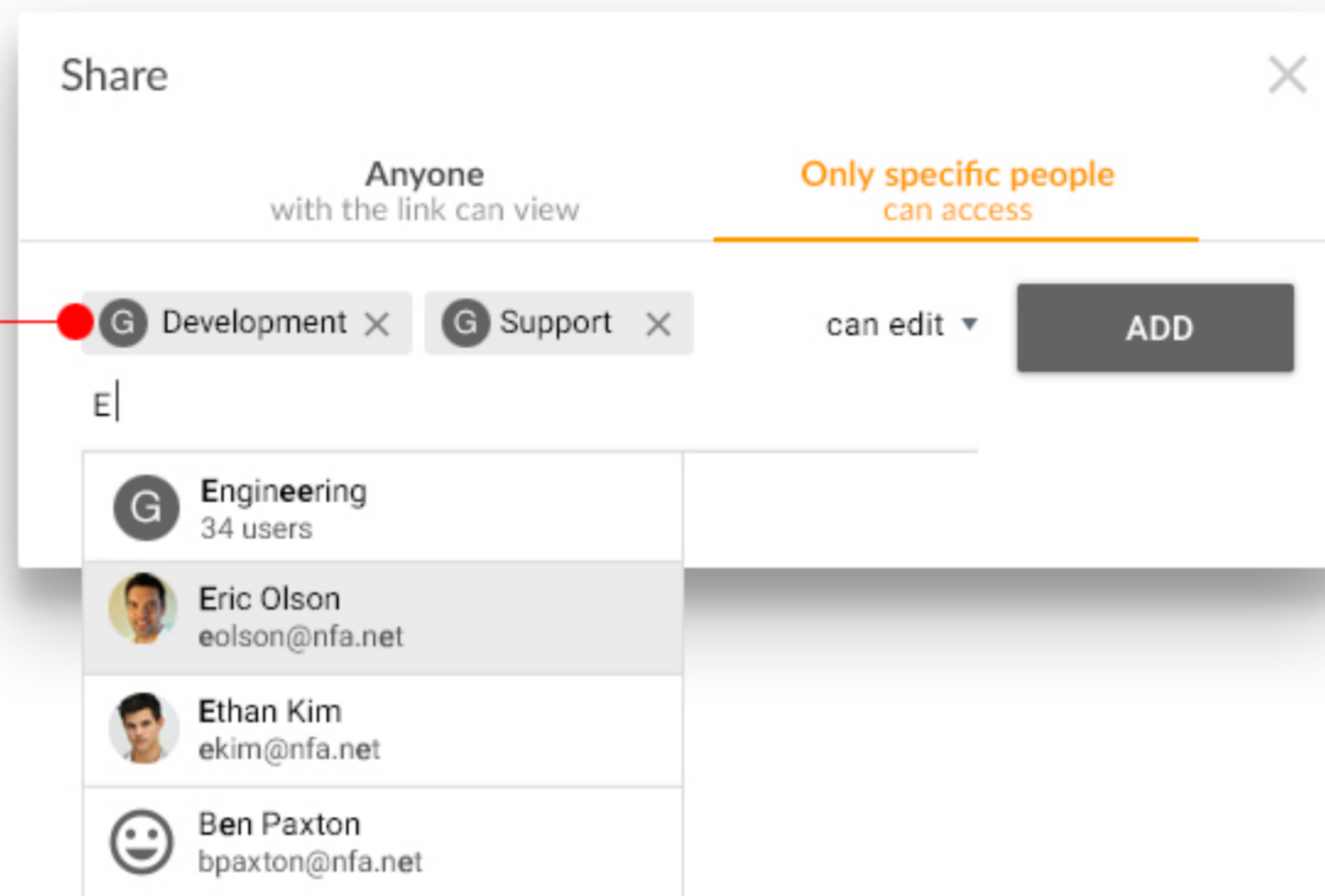
Indicated whether it is from CudaDrive or AD.

The screenshot displays the CudaDrive interface. On the left is a navigation sidebar with options like Home, Shared, Favorites, Deleted, Site Server, Settings, All files, Groups, Users, Active Directory, and Account. The main content area is titled 'Development' and contains a table of users. The table has columns for Name and Source. The first row is for Daniel Kaspo, with source 'ad.nfa.net'. The right sidebar shows the user profile for Daniel Kaspo, including his name, email, and membership status. A text annotation 'Indicated whether it is from CudaDrive or AD.' has red lines pointing to the 'Source' column header and the 'ad.nfa.net' source for Daniel Kaspo.

Name	Source
Daniel Kaspo	ad.nfa.net
Eric Olson	ad.nfa.net
Jason Dictos	ad.nfa.net
Jake Hash	ad.nfa.net

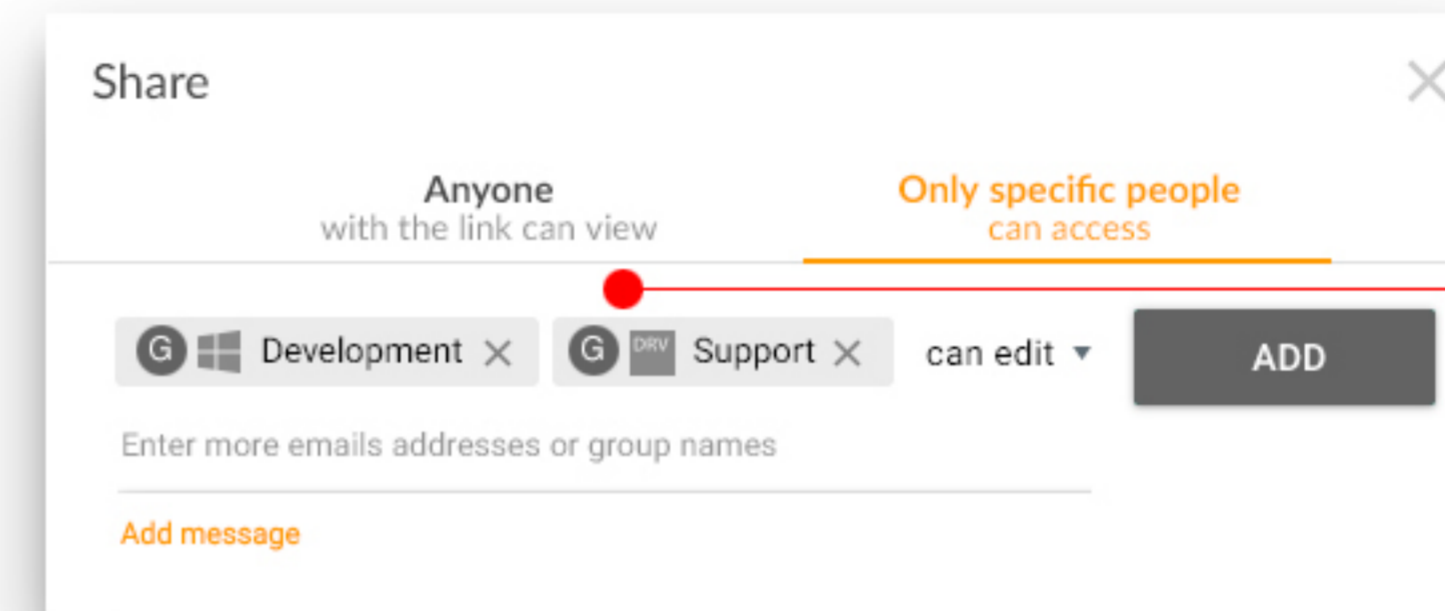
Share

Group - No AD connection is established yet



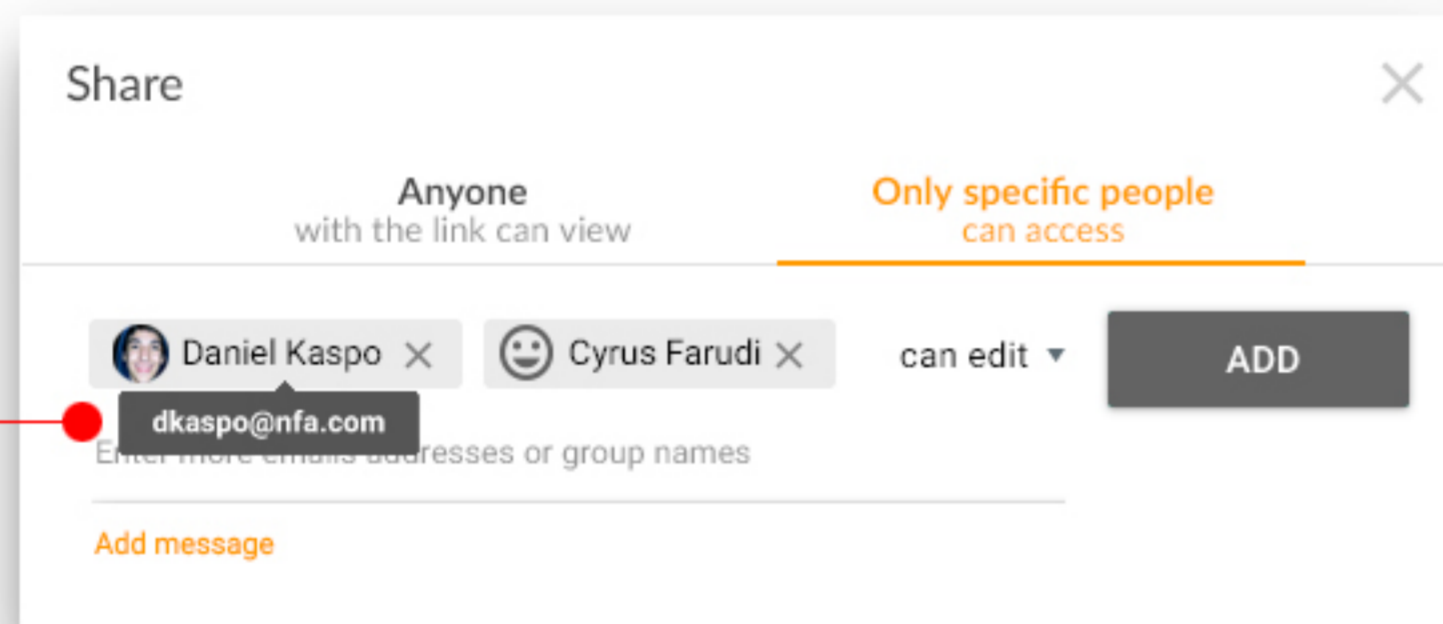
"G" represents "Group."
Use it when it should indicate "Group."

Group - AD connections are established



Use two different icons to represent "AD" or "CudaDrive."
Use them only when AD is being used.

User - No AD connection is established yet



On mouse hover, show email address.
For a group, display "OO users."

User - AD connections are established

